



## 150 "Sport"

	Sport "E"	Sport "Super" Lusso	Sport "E" Lusso
Years produced	1952	1952	1953
Units produced	approx. 3,000 in total		
Selling price in Lire	197,000	240,000	235,000

The three different "Sport" versions differed mainly in suspension and braking system. The "SSL" and "SEL" had a long seat that allowed the rider to adopt a more sporty riding position.

### ENGINE

Cylinders / Cycle: single / 2 stroke  
 Displacement: 148 cc  
 Bore x stroke: 56 x 60 mm  
 Compression ratio: 7.5:1  
 Power / rpm: 9 HP / 6500  
 Torque / rpm: NA  
 Cooling: air  
 Distribution: flat piston  
 Carburettor: 20 mm carburettor  
 Ignition: flywheel-magneto  
 Lubrication: 5% mixture  
 Starting: kickstart  
 Primary drive: gear  
 Clutch: wet multiple plate clutch  
 Gearbox: 4 speeds  
 Final drive: chain

### CHASSIS

Frame: double cradle tubular and pressed steel

	Sport "E"	SSL	SEL
Front suspension	pressed steel parallelogram fork	telescopic hydraulic fork	telescopic mechanical fork
Rear suspension	swingarm with mechanical shocks	swingarm with hydraulic shocks	swingarm with hydraulic shocks
Front brake	lateral 130mm drum	180mm drum	123.5mm drum
Rear brake	lateral 130mm drum	150mm drum	123.5mm drum

Front tire: 2.50x19"

Rear tire: 2.50x19"

Wheels: spokes

Tank: 14 litres

Length: 1910 mm

Width: 620 mm


Wheelbase: 1270 mm

Weight: 92 Kg


### PERFORMANCE

Top speed: 100 Km/h


Consumption: 34 Km/l



MV 150 Sport "E" - 1952



MV 150 Sport Super Lusso - 1952



MV 150 Sport "E" Lusso - 1953